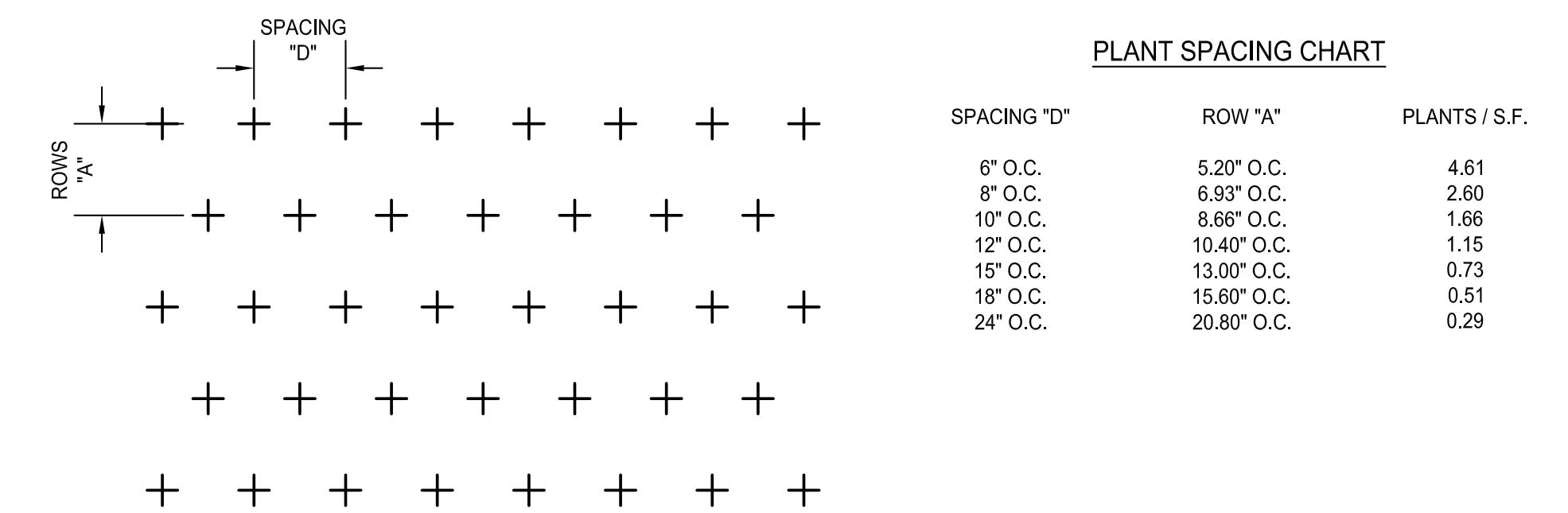


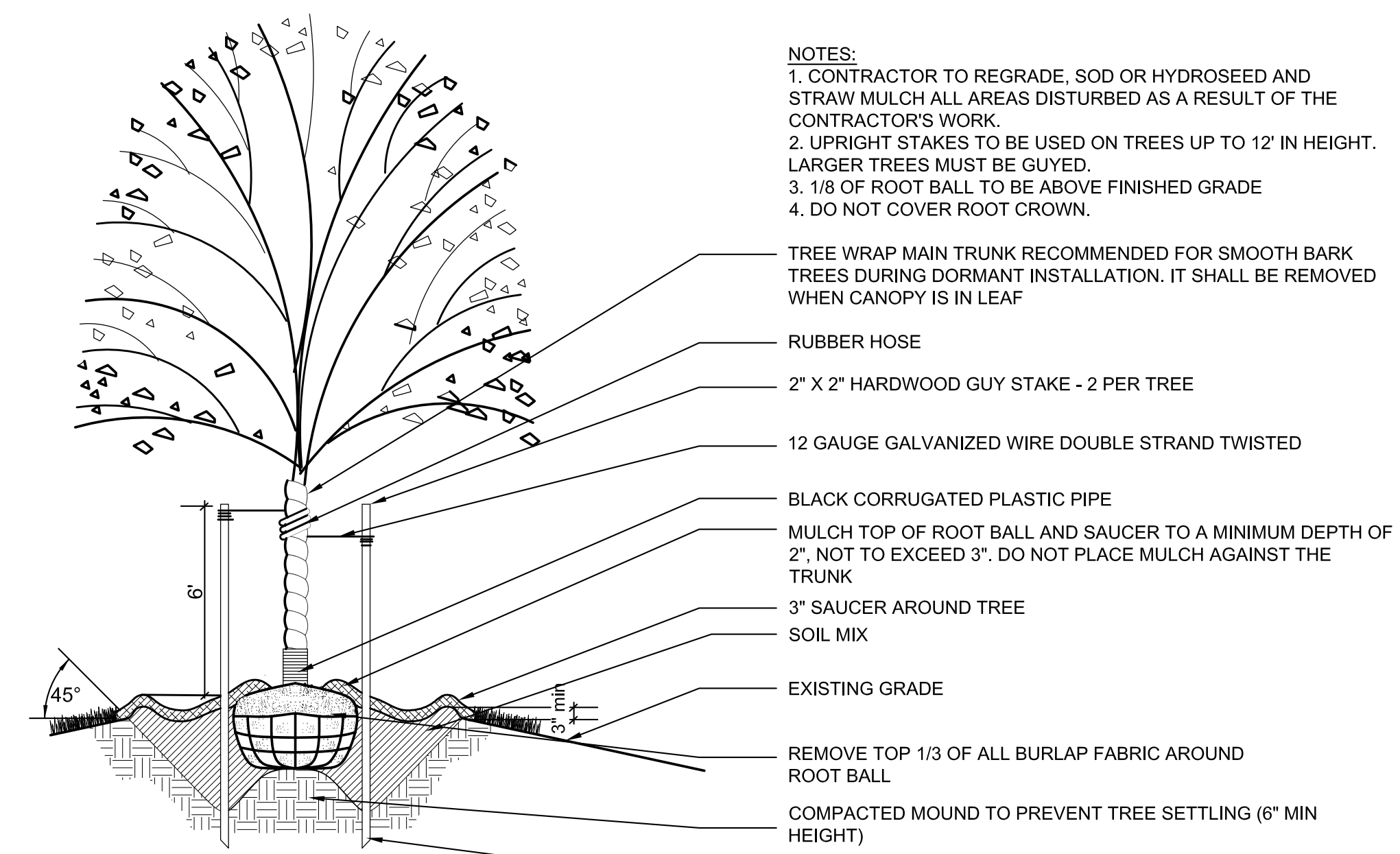
1 TREE PIT ADJACENT TO SIDEWALK 08A-240
 L-7.0 SECTION 1"=1'-0"



4 TRIANGULAR SPACING FOR SHRUBS AND GROUNDCOVERS 08A-238
 L-7.0 PLAN N.T.S.

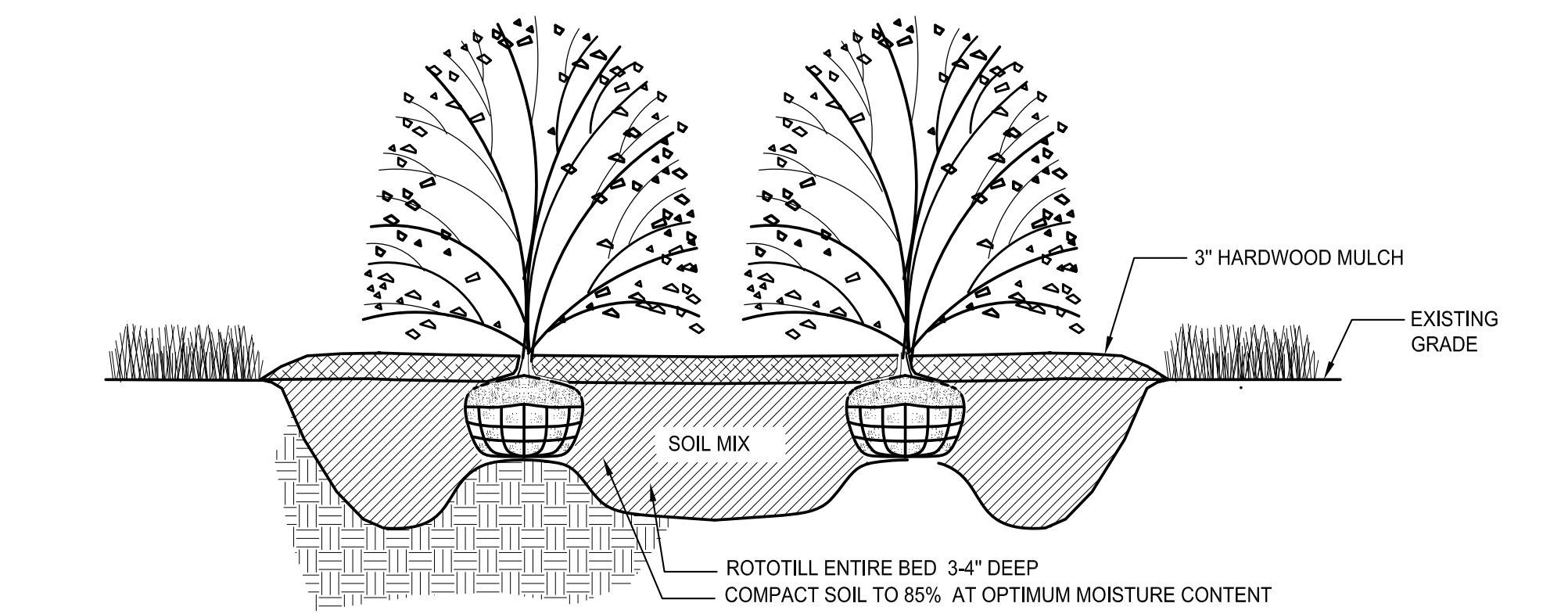
PLANT SPACING CHART

SPACING "D"	ROW "A"	PLANTS / S.F.
6" O.C.	5.20' O.C.	4.61
8" O.C.	6.93' O.C.	2.60
10" O.C.	8.66' O.C.	1.66
12" O.C.	10.40' O.C.	1.15
15" O.C.	13.00' O.C.	0.73
18" O.C.	15.80' O.C.	0.51
24" O.C.	20.80' O.C.	0.29



2 TREE PLANTING 08A-212
 L-7.0 SECTION N.T.S.

- NOTES:**
- BEDS TO HAVE SMOOTHLY CONTOURED AND CLEANLY DEFINED EDGES. BEDS SHALL BE CURVILINEAR EXCEPT AS NOTED ON PLAN
 - PROPOSED BEDS MUST BE LAID OUT ON SITE AND APPROVED BY OWNER, IF REQUESTED BY OWNER
 - REMOVE TOP 1/3 OF ALL BURLAP FABRIC AROUND ROOT BALL.
 - COMPLETELY REMOVE ALL STRINGS, RIBBONS, AND TAGS FROM THE PLANT.
 - SCARIFY ROOTS ON POT BOUND PLANTS
 - PLANT SPACING VARIES
 - ALL SHRUBS TO BE PLANTED IN MULCHED BEDS
 - PRUNE ALL BROKEN, DISEASED, AND WEAK BRANCHES.
 - ALL SHRUB BEDS TO BE COMPLETELY EXCAVATED OF ALL EXISTING SOIL TO REQUIRED DEPTH AND BACKFILLED WITH REQUIRED SOIL MIX
 - SOIL MIX: 2/3 TOPSOIL & 1/3 ORGANIC MATTER.
 - TOP DRESS BED WITH 10-6-4 FERTILIZER AT THE RATE OF 5 LBS. PER 100 S.F. OF BED AREA.



3 SHRUB PLANTING BED 08A-239
 L-7.0 SECTION N.T.S.

